



**ECF**  
EAST COAST FURNITECH

**Opportunity Day**  
Q2&1H.2021 Performance

23 September 2021

# Basic Information





## overview

The main business of ECF is furniture manufacturer, wholesaler, and also distributor both domestic and international for particleboard, MDF, and rubberwood furniture and related materials.

### **Furniture Products:**

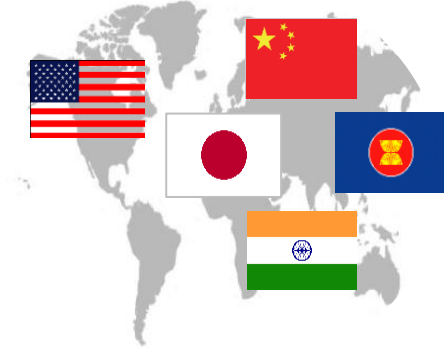
- Particle Board
- MDF
- Rubberwood
- Foil Paper
- Sawn Timber



**Main Customers:**  
Domestic 36%



Oversea 64%



<https://www.elegathai.com/>  
ECF Outlet



### **Other Business**

- Energy Business  
- Solar Power Plant



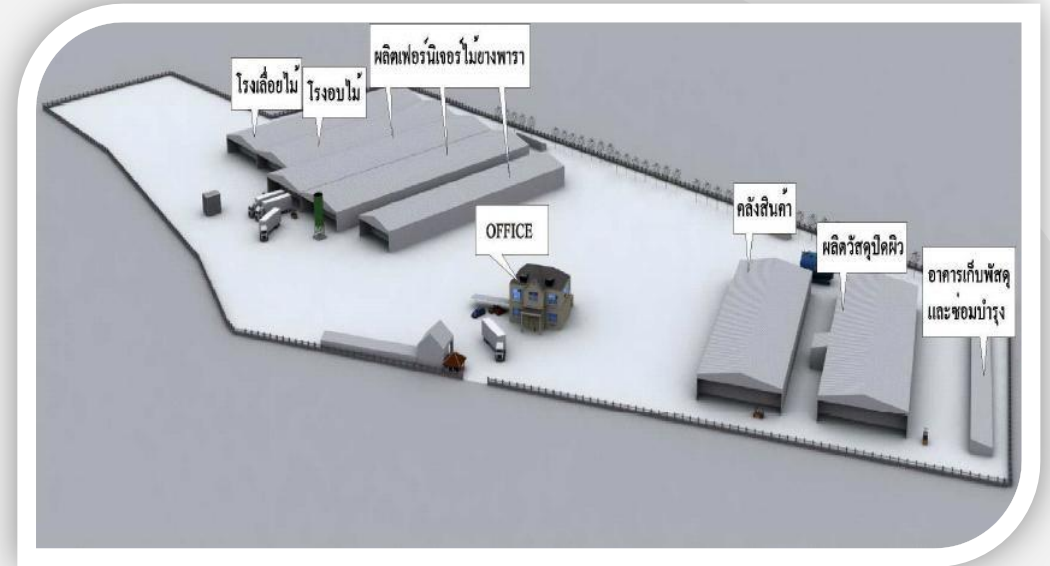
## Factory 1

Klaeng, Rayong : Factory for particle board furniture (Total area 43 rai)



## Factory 2

Wangchan, Rayong : Factory for rubber wood furniture and foil paper (Total area 54 rai)

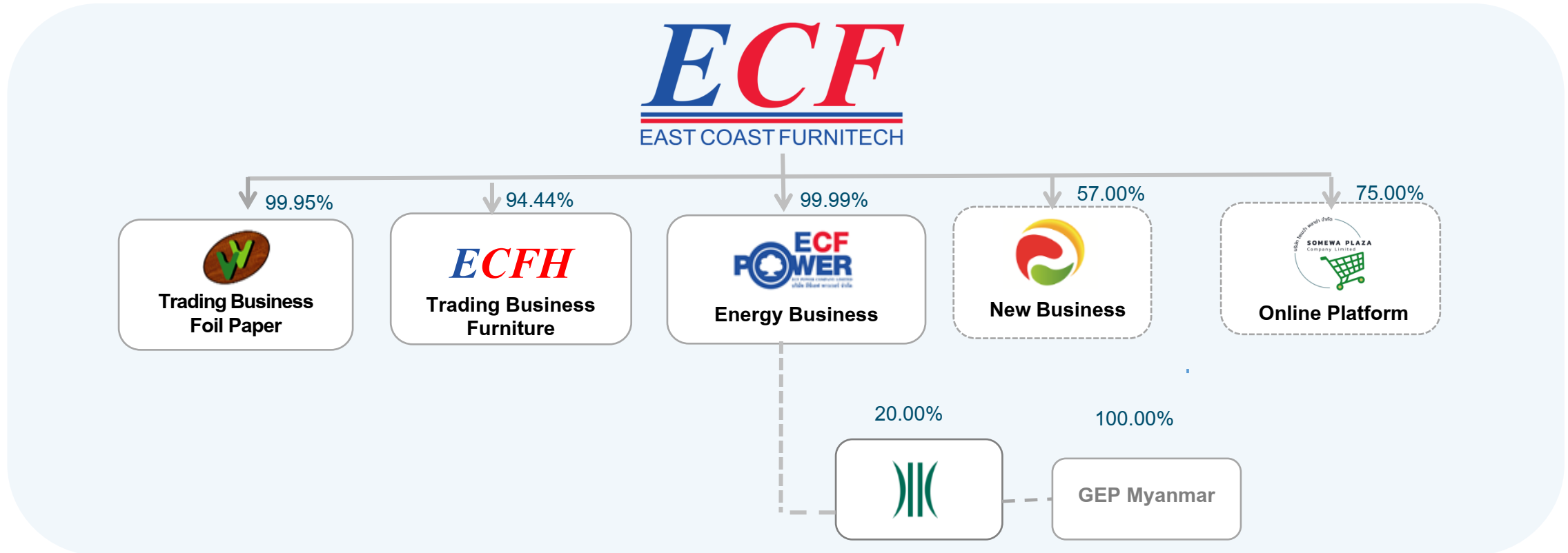


## Marketing Office and Warehouse

Lamlukka Klong 5, Pathumthani : Marketing office and warehouse for showroom and dealers (Total area 2 rai)

## Our Products





• **VV-Décor:** VV Décor Co.,Ltd.  
The distributor of foil paper

• **ECFH:** ECF Holdings Co.,Ltd.  
The distributor of furniture

• **ECF-P:** ECF Power Co.,Ltd.  
Investor for renewable energy business

• **PNB:** Planet Board Co.,Ltd.  
Looking for a new business to invest

• **GEP:** Green Earth Power (Thailand) Co.,Ltd.  
Solar Power Plant, 220 MW, Myanmar,  
has started COD 50 MW for 1<sup>st</sup> phase  
since 27 September 2019.

• **SMW:** SoMeWa Plaza Co.,Ltd.  
Online Platform  
It has not been started the commercial  
operation.

# Highlight of Operating Performance Q2.2021 & 1H.2021



# Highlight of Operating Performance

## Q2.2021 & 1H.2021

\*\*Consolidated

Q2.2021

### Total Revenues

THB 400.07 million  
increased  
37.34%yoy

### Profit from Operating Activities

THB 43.80 million  
increased 72.93%yoy  
10.95% of Total  
Revenues

### Profit for the Period

THB 15.81 million  
increased  
849.38%yoy

### Profit Owners of the Parent

THB 15.77 million  
increased  
966.65%yoy

1H.2021

THB 813.89 million  
increased  
38.49%yoy

THB 89.18 million  
increased 180.86%yoy  
10.96% of Total  
Revenues

29.70 million  
increased  
331.02%yoy

THB 30.09 million  
increased  
96.72%yoy

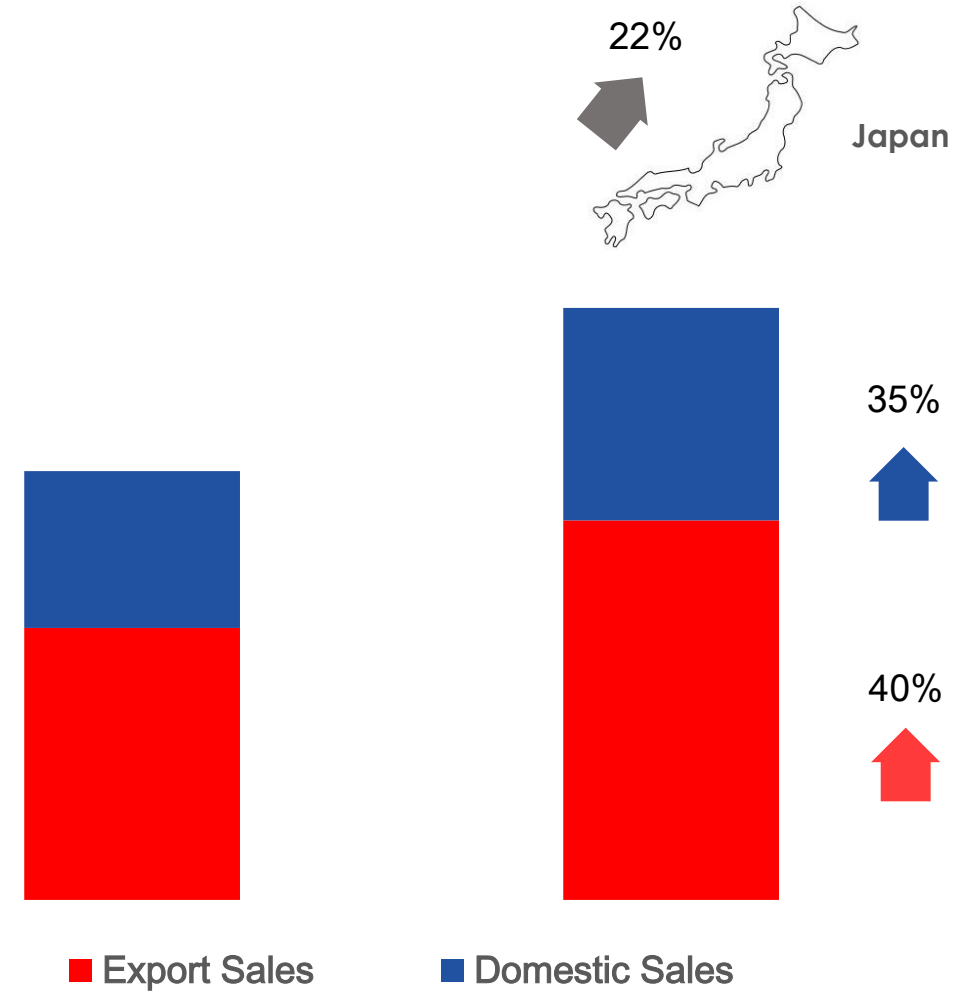


# Highlight of Operating Performance Q2.2021 & 1H.2021

1H.2021 Total Revenues **38.49% YoY**

**Baht 813.89 million**

- ❑ Sales Portion : Export 64% Domestic 36%
- ❑ Domestic Sales +35% growth rate
- ❑ Export Sales +40% growth rate
- ❑ Japan Sales +21.61% growth rate
- ❑ Thailand's Wooden Furniture Export Sales (USD)
  - ❑ 1H.2021 : +44.89%,
- ❑ Thailand's Furniture and Parts Sales to Japan Market (USD)
  - ❑ 1H.2021 : +20.83%



# Highlight of Operating Performance

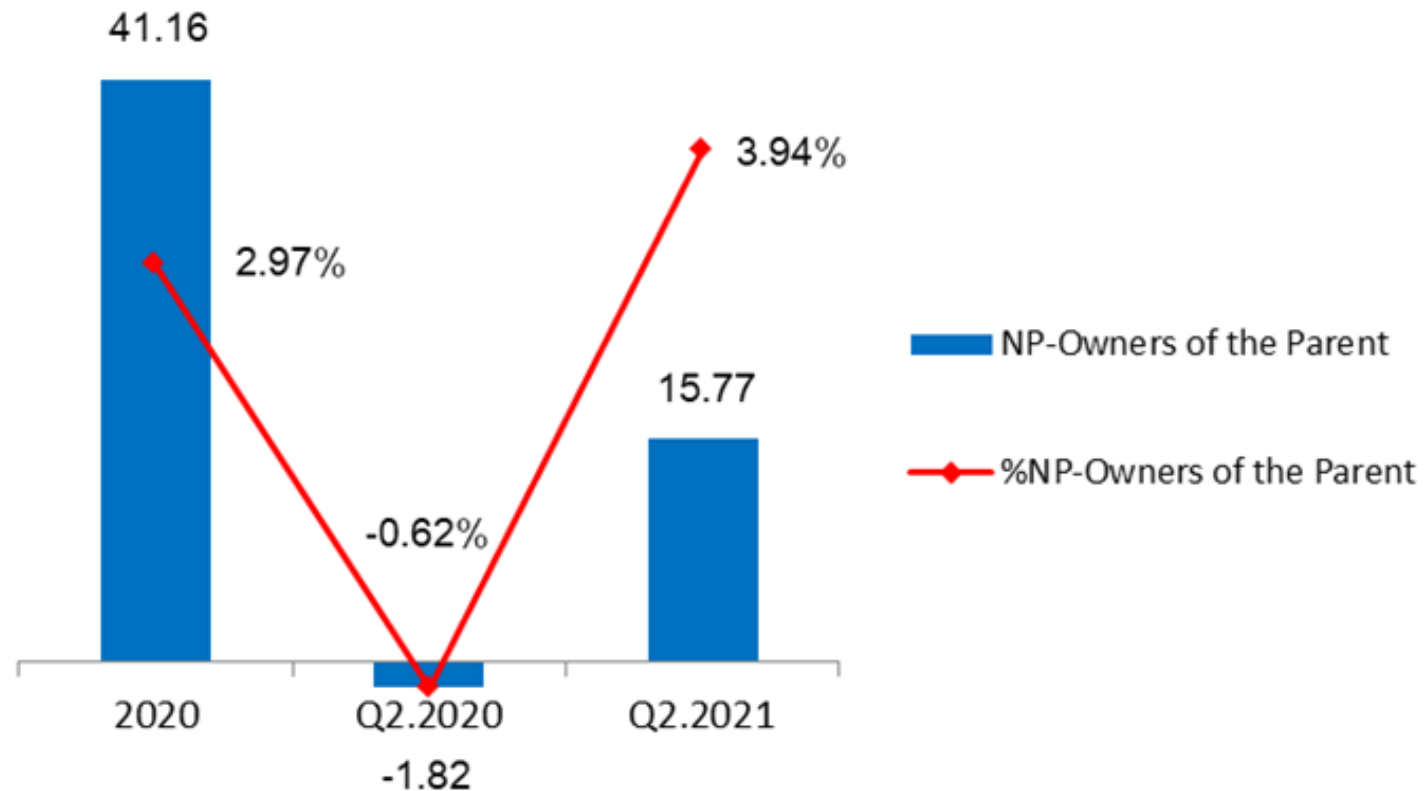
## Q2.2021 & 1H.2021

Q2.2021 Net Profit-Owners of the Parent  
**966.65% YoY**

**Baht 15.77 million**

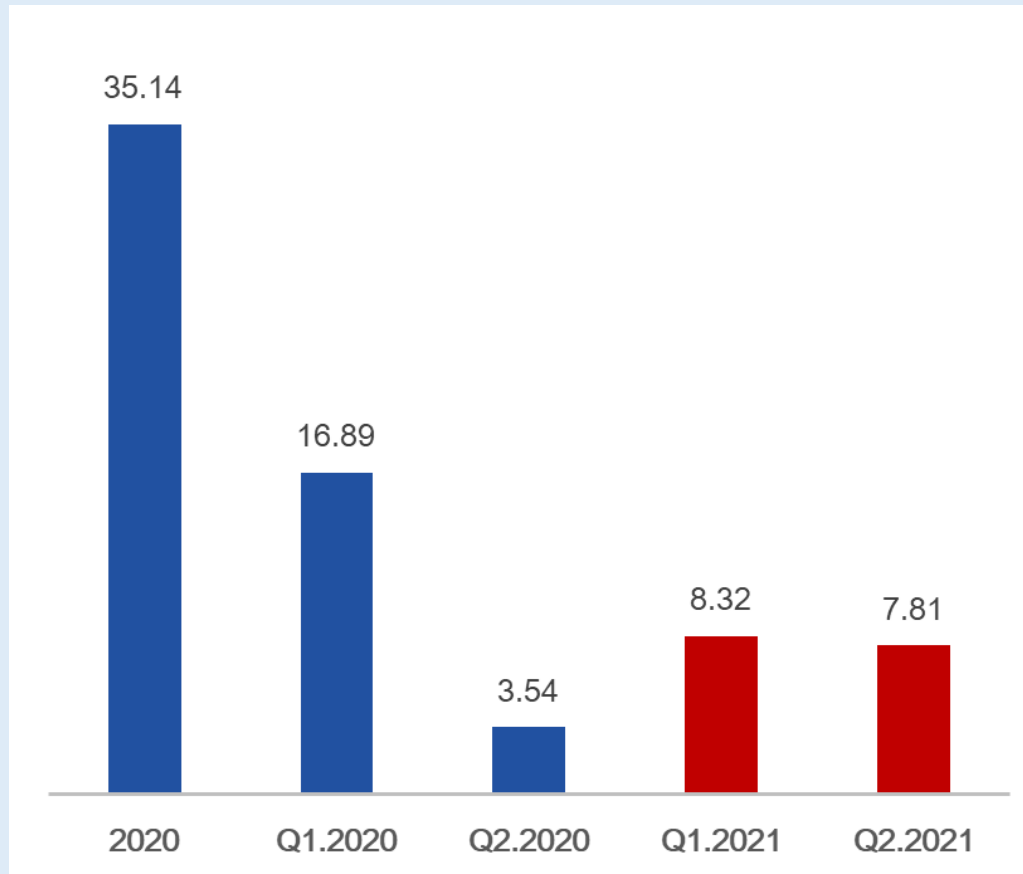
1H.2021 Net Profit-Owners of the Parent  
**96.72% YoY**

**Baht 30.09 million**



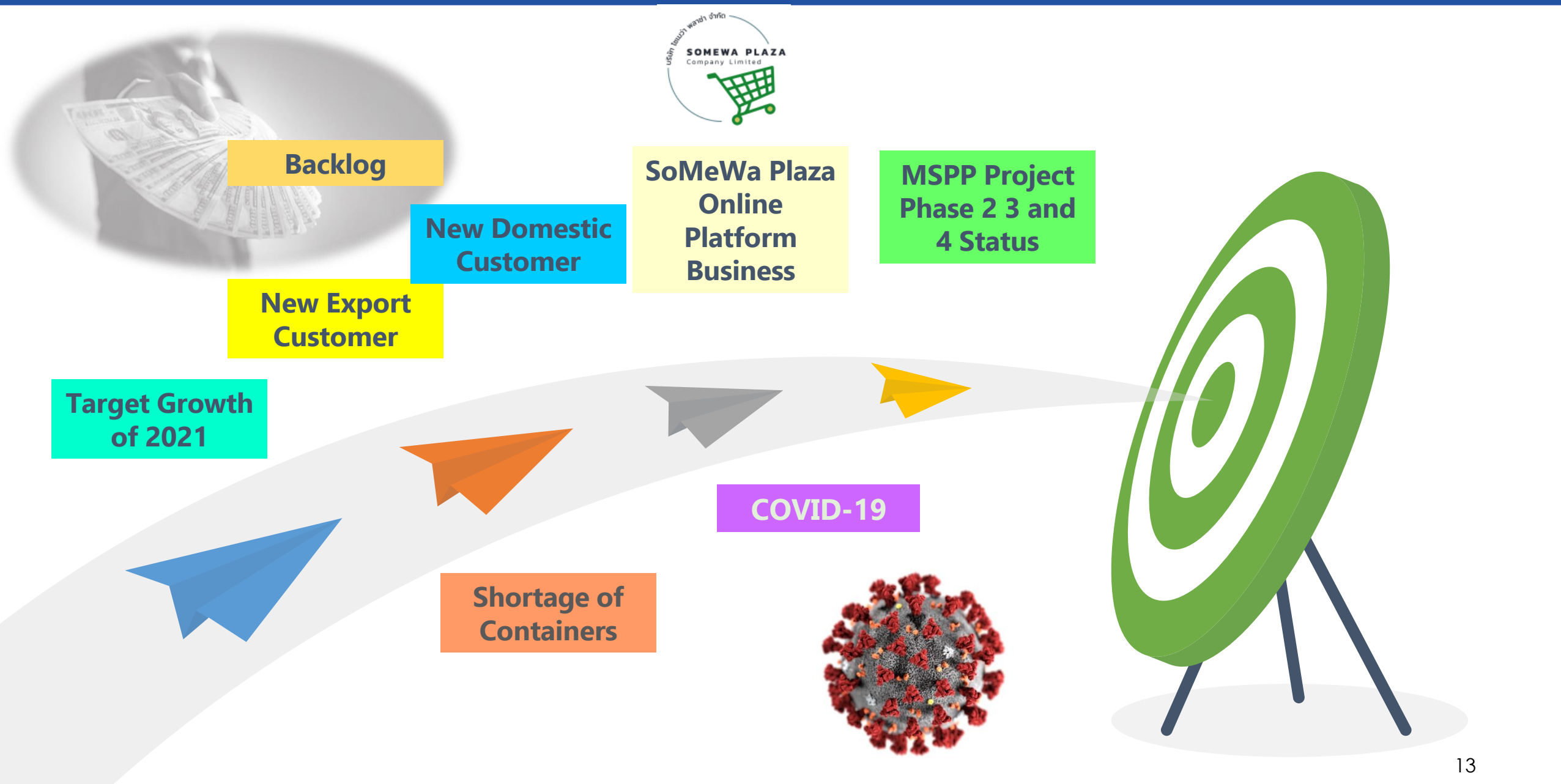
# Highlight of Operating Performance Q2.2021 & 1H.2021

## Minbu Solar Power Plant, Myanmar : Share of Profit from Investment




# Forward Looking





## 220 MW<sub>DC</sub> Minbu Solar Power Plant Phase 1 (50MW<sub>DC</sub>)



### State-of-the-Art Technology with Trusted Manufacturers Assuring Plant's Reliability

- Phase 1 constructed over 160 Acres
- 160,000 PV Panels Top Tier Brand - Jettion
- European-made Transformer – Siemens
- European-made Inverters - SMA

**First Solar PV Plant in Myanmar with the Substation being One of the Largest in the Country**

“Taking the organization to sustainable development and profits with the responsibility of social, environmental together with good corporate governance”

**Q&A**

**Q2 & 1H.2021  
Performance**





# Thank You

 Investor Relations

 +662-152-7301-4 ext.212 or 202

 [ir@eastcoast.co.th](mailto:ir@eastcoast.co.th)

 [www.eastcoast.co.th](http://www.eastcoast.co.th)

